



"Your total door solutions"

7222 E. Gage Ave., Commerce CA 90040-3813

Tel: 800-368-7850 • Fax: (562) 927-1717

www.escondoor.com • sales@escondoor.com

E3 System™ Top Hung Rolling Inswing & Outswing



Beautiful doors for beautiful spaces

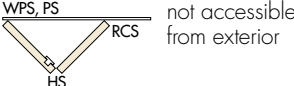
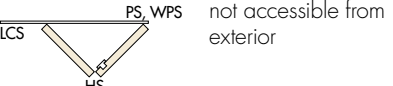
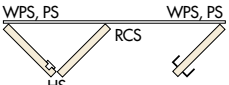
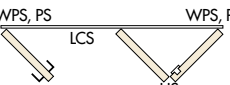
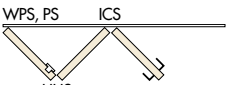
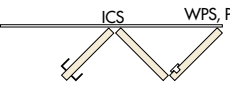
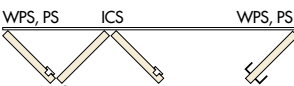
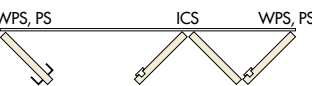







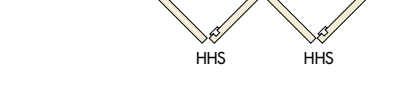
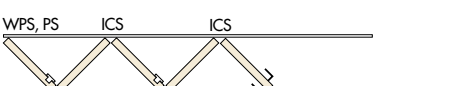
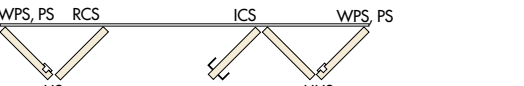
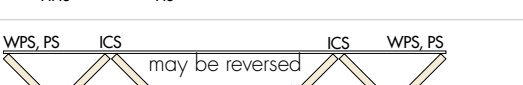



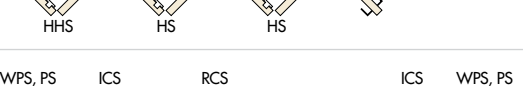


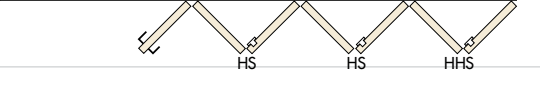
E3 System™ Top Hung Rolling

WOOD • FIBERGLASS • ALUMINUM CLAD

E3, F3 Configurations for Outswing Applications Only

Hardware Legend

PS: pivot set, **WPS:** wall pivot set, **ICS:** intermediate carrier set, **LCS:** left carrier set, **RCS:** right carrier set, **HHS:** half offset hinge set, **HS:** hinge set (flat)

CODE	OPENING CONFIGURATION	CODE	OPENING CONFIGURATION
2L	 not accessible from exterior	2R	 not accessible from exterior
2L1R		1L2R	
3L		3R	
3L1R		1L3R	
4L	 not accessible from exterior	2L2R	 not accessible from exterior
4L1R		1L4R	
3L2R		4R	 not accessible from exterior
5L		2L3R	
3L3R	 may be reversed	5R	
7L		3L4R	
4L3R		7R	
5L2R		2L5R	
5L3R		8R	 not accessible from exterior

• ALL CONFIGURATIONS ABOVE VIEWED AS OUTSWING

NO SCALE



Folding Door Worksheet / Order Form

Questions Before Ordering	Top Hung Rolling INSWING	Top Hung Rolling OUTSWING
What Type of Folding System?	<input type="checkbox"/> Inswing	<input type="checkbox"/> Outswing
What Type of Sill?	<input type="checkbox"/> High Dam <input type="checkbox"/> ADA / Recessed (1/2") <input type="checkbox"/> Recessed Channel (1")	<input type="checkbox"/> High Dam <input type="checkbox"/> ADA / Recessed (1/2") <input type="checkbox"/> Recessed Channel (1")
Handing (Panels Left and/or Right?)	<input type="checkbox"/> Panels Left _____ <input type="checkbox"/> Panels Right _____	<input type="checkbox"/> Panels Left _____ <input type="checkbox"/> Panels Right _____
Top & Bottom Track Finish?	<input type="checkbox"/> Bronze Anodized	<input type="checkbox"/> Clear Anodized <input type="checkbox"/> Bronze Anodized
Weather-strip Color?	<input type="checkbox"/> Brown <input type="checkbox"/> White	<input type="checkbox"/> Brown <input type="checkbox"/> White
Hardware Finish? (Hinges/Pulls/Carriers, Pivots & Flushbolts)	<input type="checkbox"/> Stainless Steel <input type="checkbox"/> Bronze PVD	<input type="checkbox"/> Stainless Steel <input type="checkbox"/> Bronze PVD
Lever Handles/Escutcheon Design?	<input type="checkbox"/> Florence <input type="checkbox"/> Faenza (Swept) <input type="checkbox"/> Ferraro	<input type="checkbox"/> Florence <input type="checkbox"/> Faenza (Swept) <input type="checkbox"/> Ferraro
Lever Handle & Escutcheon Finish?	<input type="checkbox"/> Satin Nickle <input type="checkbox"/> Bronze Powder Coat	<input type="checkbox"/> Satin Nickle <input type="checkbox"/> Bronze Powder Coat
Net Frame Size? (max. panel width = 39") (max. panel height = 120") (max. panels either direction = 8)	<input type="checkbox"/> Overall Width _____ <input type="checkbox"/> Overall Height _____	<input type="checkbox"/> Overall Width _____ <input type="checkbox"/> Overall Height _____
Jamb Width & Thickness (net)?	<input type="checkbox"/> 5-5/8" x 1" <input type="checkbox"/> 6-9/16" x 1" <input type="checkbox"/> 7 1/4" x 1"	<input type="checkbox"/> 5-5/8" x 1" <input type="checkbox"/> 6-9/16" x 1" <input type="checkbox"/> 7 1/4" x 1"
Door Material? Jamb Material (Matching or Accoya Wood)	<input type="checkbox"/> Fir <input type="checkbox"/> Maple <input type="checkbox"/> Cherry <input type="checkbox"/> Walnut <input type="checkbox"/> Mahogany <input type="checkbox"/> Alder-Clear or Knotty <input type="checkbox"/> Fiberglass/Composite <input type="checkbox"/> Paint Grade (Accoya Wood)	<input type="checkbox"/> Fir <input type="checkbox"/> Maple <input type="checkbox"/> Cherry <input type="checkbox"/> Walnut <input type="checkbox"/> Mahogany <input type="checkbox"/> Alder-Clear or Knotty <input type="checkbox"/> Fiberglass/Composite <input type="checkbox"/> Paint Grade (Accoya Wood)
Insulated Safety Tempered Glass Type?	<input type="checkbox"/> Low-E 272 <input type="checkbox"/> Low-E 366 <input type="checkbox"/> Low-E 240 <input type="checkbox"/> Solar Grey	<input type="checkbox"/> Low-E 272 <input type="checkbox"/> Low-E 366 <input type="checkbox"/> Low-E 240 <input type="checkbox"/> Solar Grey
Pre-Finished?	<input type="checkbox"/> Primed & Painted <input type="checkbox"/> Rosewood <input type="checkbox"/> Mocha <input type="checkbox"/> Teak Natural <input type="checkbox"/> Split Finish <input type="checkbox"/> Moorish Teak <input type="checkbox"/> Modern Walnut <input type="checkbox"/> Early American <input type="checkbox"/> Clear Satin	<input type="checkbox"/> Primed & Painted <input type="checkbox"/> Rosewood <input type="checkbox"/> Mocha <input type="checkbox"/> Teak Natural <input type="checkbox"/> Split Finish <input type="checkbox"/> Moorish Teak <input type="checkbox"/> Modern Walnut <input type="checkbox"/> Early American <input type="checkbox"/> Clear Satin

Dealer _____

Job Name / PO _____

Contact _____

Leadtime _____

Phone _____

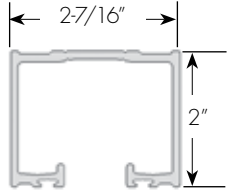
Price _____

- Doors are built as Top Hung Rolling - Use INSWING Column or OUTSWING Column
- Net panel width and height on wood units are determined by the overall size of the Folding System
- Folding Doors with Fiberglass panels have limited customization due to stock panels available
- All folding systems are viewed and handed from the Outside looking in

E3 Top Hung Rolling System Components

Top Track

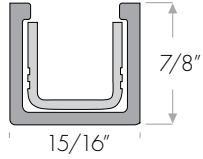
Top track extruded aluminum clear or bronze anodized



Lengths available: 111", 147", 183", 222", 294"

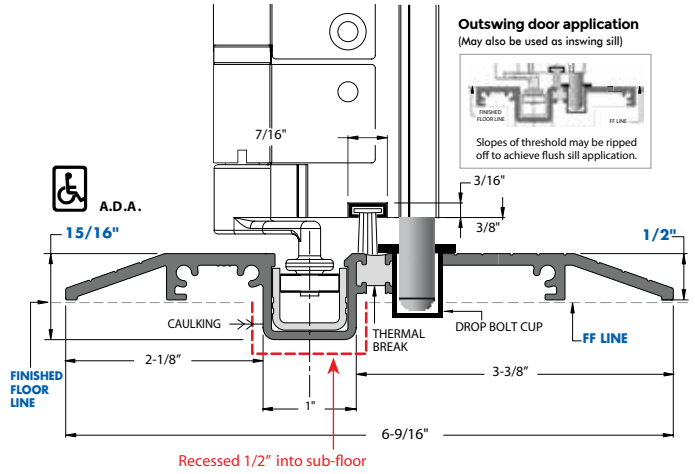
Floor Channel

Extruded aluminum clear or bronze anodized. 5 lengths up to 24'-6" (7.47m) same as top track.



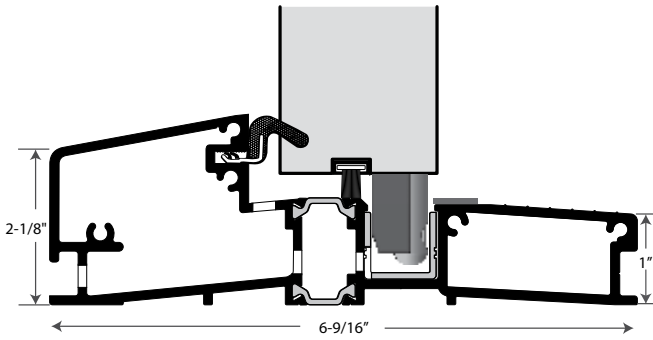
Aluminum channel with insert (1" recessed)

ADA Low Rise Aluminum Sill (Recessed 1/2")



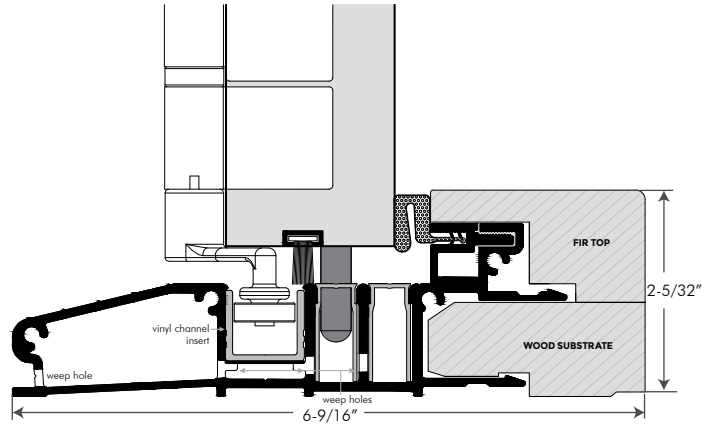
Sill System

In-Swing Sill



- Available Bronze Anodized Only
- Thermally Broken all Aluminum
- Water Return System

Out-Swing Sill

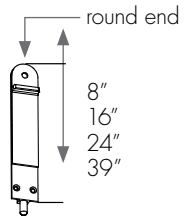


- Available in Clear or Bronze Anodized
- Water Return System
- Fir Top on Interior Side

Flushbolts

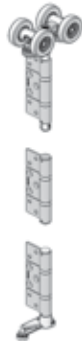
(for outswing doors)

Symphony style 1" bolt throw length, regardless of bolt length.



2 finishes:
Bronze powder coat on aluminum & Brushed metallic on aluminum to match stainless steel.

Folding Door Hardware



Available in:
PVD bronze over 304 stainless steel & brushed stainless steel (304SS)

Weatherseals & Astragal



White, brown weatherseal for sill, jamb for between doors.



White, brown weatherseal for sill, jamb and header.



White, brown adhesive backed weatherseal for between doors. Use on clad doors where kerf slot is not possible.



Astragal (wood) may be stained or painted

NO SCALE

Multi-Point Door Lock & Lever Set

quality in the details

- » Single and double door locks
- » 6'8" and 8' product models
- » Compliant to DP100 hurricane testing (Dade County)
- » Compatible with North American key-way and Euro-cylinder applications
- » Complementary range of Lever Lock Sets in a choice of finishes
- » 10 year mechanical breakdown guarantee on all MK2 Multi-point products
- » 10 year surface finish guarantee on all PVD finish/Brass Lever Lock Sets



1 High Security Hooks 304 SS
Ensuring even distribution of weatherproofing and strength




4 Opposing Centre Hook 304 SS
Optimizes anti-separation security



2 Quick Change Reversible Latch 304 SS
Fast and simple handing for Lockmaster



5 Anti-slam Mechanism
Prevents accidental operation of the lock when open



3 Grade 304 Stainless Steel Faceplate



This photo portrays a short sample lock made for promotional purposes only.

Florence Series

(Scrolled)



Satin Nickel

Bronze Powder Coat

Faenza Series

(Swept)



Satin Nickel

Bronze Powder Coat

Ferraro Series

(Modern)



Satin Nickel

Bronze Powder Coat

PLEASE NOTE: For technical reasons associated with color reproduction, the colors shown on this brochure give only an indication of color & finish. No warranty or guarantee can be given that they will exactly match the product as supplied.

Exterior Folding Door Systems

E3 Wood Door Folding Door System



* Available Inswing or Outswing