

# Brickmould Series

The best wood window just happens to be made of vinyl.





# Brickmould Series 600 & 300



## Tradition meets innovation.

When it comes to beauty, there's just nothing quite like wood. And when it comes to performance, there's nothing quite like vinyl. Until now. Simonton ProFinish® Brickmould vinyl windows and doors offer the best of both worlds. They combine the classic style and proportions of wood windows with the durability, thermal efficiency and ease of maintenance only vinyl is known for. ProFinish Brickmould provides the one thing you want in a window for your new home—everything.











# The Brickmould 600 **Difference.**





◀ **Simulated Divided Lites** provide the appearance of separate panes of glass.

Available **light** or **dark woodgrain** interiors create a rich, warm appearance.

An optional **Flat Casing** surround simulates the look of a traditional wood window.

The Brickmould 600 series combines the beauty of wood with all the advantages of vinyl. From a richly detailed, multi-tiered profile, to a broad Flat Casing surround, their stance and stature suggest the classic appearance of a wood window. But unlike wood, Brickmould 600 vinyl windows will never require sanding or repainting to look beautiful for years to come. And the Brickmould 600 series is backed by a great warranty. This **Lifetime Limited Warranty** is transferrable to a subsequent homeowner, and covers the vinyl, hardware, screen and glass for your absolute peace of mind.




▲ Hardware cast in lustrous metal finishes allows you to complement your home's other fixtures.



▲ An entire line of window styles is available, including a classic **Double Hung**, **Geometrics** and **Patio Door**.

▲ A choice of **seven exterior colors** makes it easy to find the perfect accent for your home.






## Classic styling meets progressive energy efficiency.

At Simonton, we take a very progressive approach to saving energy. It's about much more than saving money. Conserving natural resources, helping keep your energy costs affordable and making your home comfortable are all reasons why your windows and doors should be as energy-efficient as possible. That's why ProFinish Brickmould 600 windows and doors are designed for superior thermal performance.

## What makes **Brickmould 600** windows and doors so energy-efficient?


### Premium Vinyl Construction

The premium vinyl used to craft Brickmould 600 windows and doors is an excellent insulator. Its thermal properties are far superior to aluminum, steel and stainless steel. Multiple sealed air chambers in the profile provide increased insulation.



### Advanced Spacer Systems

The **Intercept® Spacer System**, standard on Brickmould 600 windows and doors, features a unique U-channel design that minimizes condensation and keeps glass surfaces warmer for increased efficiency and comfort. The U-shape design flexes and contracts, helping to reduce seal failure in the insulating glass unit.



For even greater thermal performance and dependability, the optional **Supercept™** spacer combines a U-channel design with the strength of a stainless steel alloy.



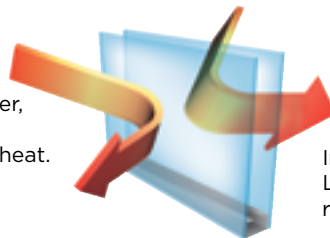


As an ENERGY STAR® partner, Simonton Windows® understands that smart choices can help reduce heating and cooling costs and conserve energy. By choosing a regionally specific Simonton ENERGY STAR® glass package, you'll know you're getting optimal thermal performance wherever you live.

## Low E Glass

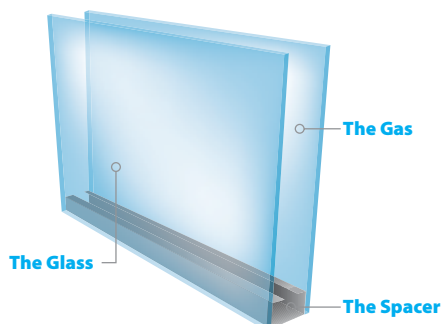
**ProSolar® Low E glass, with Argon gas** is standard on Brickmould 600 windows.

In summer, Low E deflects heat.



In winter, Low E helps retain warmed air.

## INSULATING GLASS UNIT



**ProSolar® Shade** is an advanced, spectrally selective glass that features a unique formula for maximum insulation. This impressive glass offers the ultimate in solar heat control, fading protection, visibility and energy savings.





Create your **Brickmould 600** window.

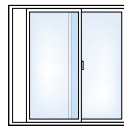
# 1 Select your **operating style**.

## Anything is possible.

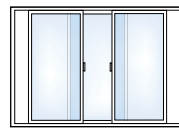
Simonton ProFinish® Brickmould 600 windows are the perfect way to realize the vision you have for your home. With Brickmould 600, you can select the style that will best complement your home and living spaces.



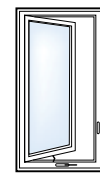
Double Hung



Single Slider




3-lite Slider



Casement




Colonial Casement



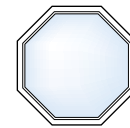
Awning



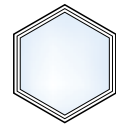
Picture



Full Circle



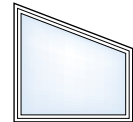
Octagon



Hexagon



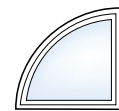
Pentagon



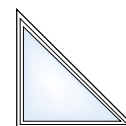
Trapezoid




Quarter-round with Leg



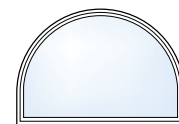
Quarter-round



Triangle



Gothic



Half-round with Leg



Half-round



Eyebrow



Eyebrow with Leg








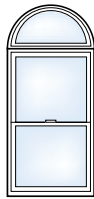
◀ This Casement configuration consists of six windows mulled together to create a focal point in this kitchen.

## Virtually Unlimited Configurations.


Different Brickmould 600 operating styles can be mulled together for virtually unlimited configurations. Start with a Double Hung, the ultimate expression of classic style. Consider a breathtaking wall of windows. Maybe an exciting geometric shape will make the perfect accent. Whatever your vision, with Brickmould 600, anything is possible.



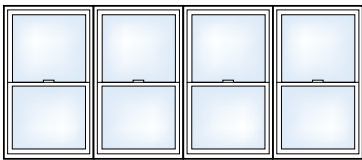
Two Double Hung windows mulled together with a Half-round picture window above.




A Double Hung mulled with a Half-round picture window above.



A Picture window mulled with two Double Hung windows.




A wall of Double Hung windows.



Three Casement windows mulled together.



The **Colonial Casement** features a faux meeting rail, so it provides the appearance of a Double Hung window, but it functions like a Casement window.



The optional **Flat Casing** surround suggests the appearance of a traditional wood window.





## 2 Select your **styling options.**



### Custom Exterior Colors

Choose a color that complements your home's trim. Or, select a color that provides a striking contrast.

Brick

Bronze

Chocolate

Cream

Driftwood

Pine

Tan

### Dream in color.

When choosing windows for your dream home, why not dream in color? Decorum® by Simonton, available on Brickmould 600 series, is a portfolio of styling options that allows you to create a look that is distinctly yours. Choose from vibrant exterior colors, hardware cast in lustrous metal finishes and unique glass and grid options to give your home truly custom appeal.

**Decorum**®  
BY SIMONTON



▲ Flat casing trim can be ordered with the same or a complementary exterior coating as the window.





## Custom Hardware Finishes

With Decorum metal hardware finishes, you can complement other fixtures in your home.



Brushed Nickel




Oil-rubbed Bronze



Polished Brass

## Casement Nesting Handle

On Casement windows, the optional nesting handle virtually disappears when not in use.



## Interior Colors

Light or dark woodgrain interiors provide a rich, warm appearance. A white interior is standard, while Driftwood and woodgrain are options.

*\*Exterior colors are not available with a Driftwood interior.*



# 3 Choose your **glass and grid options.**

## The Finishing Touch.

The right grid design can really accentuate the architectural style of your home. Choose from flat or sculptured grids, or Simulated Divided Lites that provide the appearance of separate panes of glass. A host of grid patterns makes it easy to create a custom look.

### Between-the-glass Grids



Flat



5/8" Sculptured



1" Sculptured



Brass

### Simulated Divided Lites




Crafted of durable PVC, **Simulated Divided Lites** are located on the interior and exterior of the home and provide the appearance and dimension of individual panes of glass.

### Glass Options



**Gray Tint**  
(Energy Efficiency)



**Bronze Tint**  
(Energy Efficiency)



**Obscure**  
(Privacy)



**Tempered**  
(Safety)



The easy-to-use, child-resistant **Window Opening Control Device (WOCD)** is optional on Brickmould 600 Double Hung windows. The WOCD is a self-activating vent latch that limits the extent a window can be opened. It helps increase safety against accidental falls, while allowing quick egress in the event of an emergency.

**SafePoint**

*For added Safety,  
Sound & Security*

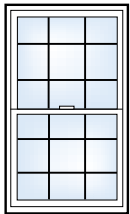
**SafePoint™ Impact-resistant Glass**

Glass options are available for privacy, safety, increased energy efficiency, or just to add a stylish touch.






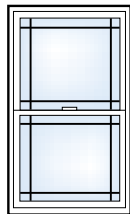
### Grid Patterns



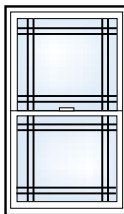
Colonial



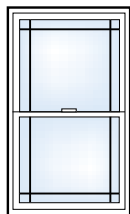
Diamond\*



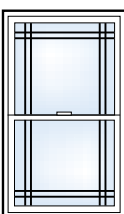
Prairie



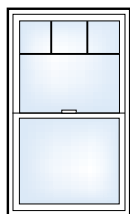
Double  
Prairie



Perimeter



Double  
Perimeter



Victorian†

\*Not available in Simulated  
Divided Lites or sculptured grids.  
†Available only in flat grids.

# Brickmould 600 Patio Door

## The Patio Door that lives up to our windows.

Now that you've selected the perfect windows, may we suggest the perfect patio door? The Brickmould 600 Patio Door was created to beautifully complement 600 series windows. The unmistakable multi-tiered profile, the brickmould design and Decorum® by Simonton color, hardware and grid options make it the ultimate patio door for your home.

### Simulated Divided Lites



Crafted of durable PVC, **Simulated Divided Lites** are located on the interior and exterior of the home and provide the appearance and dimension of individual panes of glass.

### Flat Casing



An optional **Flat Casing** surround provides a stately, elegant look.

### Brickmould/J-channel



The available **brickmould/J-channel** is designed for homes that contain brick, siding, or both.

### Exterior Colors

Brick

Bronze

Chocolate

Cream

Driftwood

Pine

Tan







◀ The Brickmould 600 Patio Door features a broad expanse of glass for a clean, unobstructed view.

### Hardware Options



White      Driftwood      Dark Bronze      Brushed Nickel




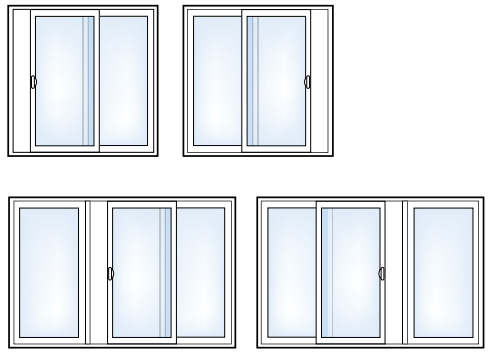
Polished Brass      Antique Brass      Oil-rubbed Bronze




### Interior Colors

A white interior is standard. Or, choose from optional Driftwood, light woodgrain and dark woodgrain.

### Sliding Door Configurations



Expand your viewing area even more by adding **Side Lites** to the Brickmould 600 Patio Door.



An optional **Transom** window, mullied above the Brickmould 600 Patio Door, is the perfect way to allow in even more sunlight.

*\*Exterior colors are not available with a Driftwood interior.*





# The **Brickmould 300** Series





# The perfect balance of beauty and value.

Simonton ProFinish® Brickmould 300 series combines classic beauty, advanced features and solid value. A multi-tiered profile, available Flat Casing surround and optional Simulated Divided Lites provide a classic appearance, while premium vinyl construction requires virtually no maintenance. And Brickmould 300 windows are backed by an impressive warranty.


## Comforting Energy Efficiency

Saving energy is more important than ever. That's why Brickmould 300 windows are designed to deliver impressive thermal performance all year long.




Brickmould 300 windows are crafted of **premium vinyl**, which is an excellent insulator. Sealed air pockets within the profile provide an effective thermal barrier.

## Warm Edge Technology



Standard on Brickmould 300 windows is the **Intercept® Spacer System**, featuring a U-channel design that minimizes condensation and keeps glass surfaces warmer for improved thermal efficiency.




For maximum energy efficiency and dependability, Brickmould 300 windows are available with the **Supercept™** spacer, which combines a U-channel design with the strength of a stainless steel alloy.

## Low E Glass

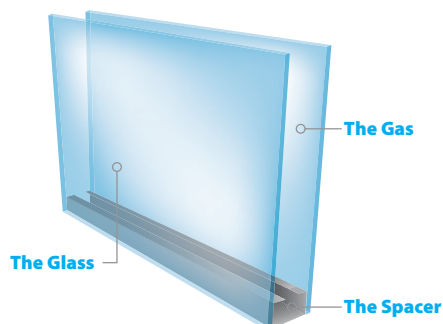
**ProSolar® Low E glass with Argon gas** is optional on Brickmould 300 windows.

In summer, Low E deflects heat.



In winter, Low E helps retain warmed air.

## INSULATING GLASS UNIT



**ProSolar® Shade** is an advanced, spectrally selective glass that features a unique formula for maximum insulation. This impressive glass offers the ultimate in solar heat control, fading protection, visibility and energy savings.



ProFinish Brickmould 300 windows can be ordered to meet ENERGY STAR® guidelines. Select a regionally specific Simonton ENERGY STAR® glass package, designed to provide maximum efficiency and comfort in all regions of the country.

Create your **Brickmould 300** window.

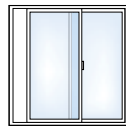
# 1 Select your **operating style**.

## Which style are you?

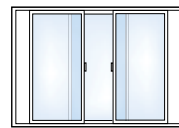
Brickmould 300 windows allow you to choose the styles that will complement your home and lifestyle perfectly. Whether it's the elegant simplicity of a Single Hung, the functionality of a 3-lite Slider or the flair of a Geometric window, you'll appreciate the freedom of choice Simonton provides.




Single Hung



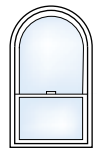
Single Slider



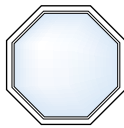
3-lite Slider



Picture



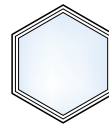
Geometric-top  
Single Hung



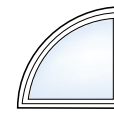
Octagon



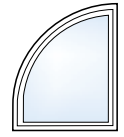
Pentagon




Hexagon



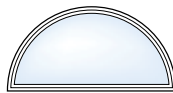
Quarter-round



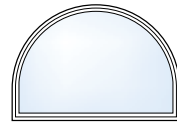
Quarter-round  
with Leg



Full Circle



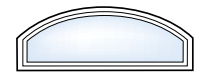
Half-round



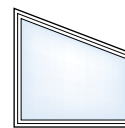
Half-round with Leg



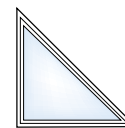
Eyebrow




Eyebrow with Leg



Trapezoid



Triangle



Gothic

The optional **Flat Casing** surround suggests the appearance of a traditional wood window.







3209

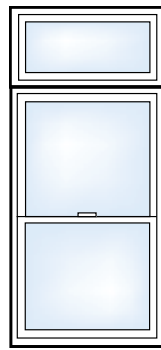


## 2 Consider a **unique** configuration.




### Imagine the possibilities.


With Brickmould 300 series, different styles can be mulled together for unique configurations. Imagine a wall of windows created by mulling several Single Hung windows. Or an oversized picture window crowned with a Geometric. The possibilities are virtually endless.




A Single Hung mulled with a Picture window above.



Half-round mulled over a Picture window.



A Picture window mulled with two Double Hung windows.



Two Single Hung windows mulled together with a Half-round window above.



Available on Brickmould 300 Single Hung windows, the **Window Opening Control Device (WOCD)** is a self-activating vent latch that limits the extent a window can be opened. It helps increase safety against accidental falls, while allowing quick egress in the event of an emergency.







# 3 Choose your **glass** and **grid** options.

## We make the windows. You make them yours.

Accentuate your home's curb appeal by selecting unique glass and grid options. Both flat and sculptured grids are available, as well as Simulated Divided Lites that provide the look of individual glass panes.

### Colors

Driftwood

White

### Between-the-glass Grids



Flat



5/8" Sculptured



1" Sculptured



Brass

### Simulated Divided Lites




Crafted of durable PVC, **Simulated Divided Lites** are located on the interior and exterior of your home and provide the appearance and dimension of individual glass panes.


### Glass Options



**Bronze Tint**  
(Energy Efficiency)



**Obscure**  
(Privacy)

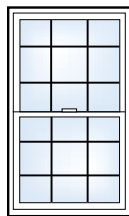


**Gray Tint**  
(Energy Efficiency)




**Tempered**  
(Safety)

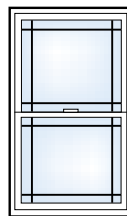
### Grid Patterns



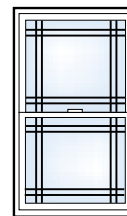
Colonial



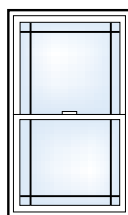
Diamond\*



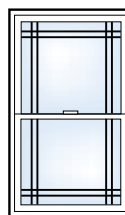
Prairie



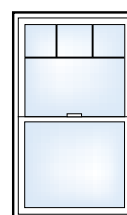
Double  
Prairie



Perimeter



Double  
Perimeter



Victorian†

Glass options are available for privacy, safety, increased energy efficiency, or just to add a stylish touch.

\*Not available in Simulated Divided Lites or sculptured grids.

†Available only in flat grids.



# The Brickmould 600/300 Quick Reference Guide

## DECORUM STYLING OPTIONS

600 SERIES	300 SERIES	DECORUM STYLING OPTIONS																																											
		Exterior Colors			Interior Colors			Hardware Finishes			Grids			Grid Patterns			Styles & Trim						Screens																						
•	+	White (standard)	Driftwood	Tan	Brick	Pine	Chocolate	Bronze	Cream	White (standard)	Driftwood	Light Woodgrain	Dark Woodgrain	White	Driftwood	Sandstone (standard on woodgrain windows)	Dark Bronze	Oil-rubbed Bronze	Brushed Nickel	Polished Brass (standard on woodgrain patio)	Flat	Sculptured	Simulated Divided Lites	Colonial	Diamond	Prairie	Double Prairie	Perimeter	Double Perimeter	Victorian	Double Hung	Single Hung	Casement	Colonial Casement	Awning	Single Slider	3-lite Slider	Picture	Geometric	Patio Door	Side Lites	Transoms	Flat Casing Trim	Half Screen	Full Screen
•	+	White (standard)	Driftwood	Tan	Brick	Pine	Chocolate	Bronze	Cream	White (standard)	Driftwood	Light Woodgrain	Dark Woodgrain	White	Driftwood	Sandstone (standard on woodgrain windows)	Dark Bronze	Oil-rubbed Bronze	Brushed Nickel	Polished Brass (standard on woodgrain patio)	Flat	Sculptured	Simulated Divided Lites	Colonial	Diamond	Prairie	Double Prairie	Perimeter	Double Perimeter	Victorian	Double Hung	Single Hung	Casement	Colonial Casement	Awning	Single Slider	3-lite Slider	Picture	Geometric	Patio Door	Side Lites	Transoms	Flat Casing Trim	Half Screen	Full Screen

600 SERIES	300 SERIES	DECORUM STYLING OPTIONS													
		Glass			Spacer		Glass Options			Hardware Options					
•	N/A	7/8" Insulating Glass Unit	3/4" Insulating Glass Unit	Single Strength	Double Strength	Tempered	Intercept® Spacer System	Supercept™	ProSolar®	ProSolar® Shade	Bronze Tint	Gray Tint	Obscure	Integral Lift Rail	1/2" Coil Balance
•	N/A	7/8" Insulating Glass Unit	3/4" Insulating Glass Unit	Single Strength	Double Strength	Tempered	Intercept® Spacer System	Supercept™	ProSolar®	ProSolar® Shade	Bronze Tint	Gray Tint	Obscure	Integral Lift Rail	1/2" Coil Balance

## WARRANTY

600 SERIES	300 SERIES	WARRANTY				
		Vinyl	Hardware	Screen	Glass	Transferrable
Lifetime	Lifetime	Lifetime	Lifetime	Lifetime	0-20 Years 100% 21-50 Years 75% 51 Years-Lifetime 50%	Yes
Lifetime	Lifetime	Lifetime	Lifetime	Lifetime	0-20 Years 100% 21-50 Years 75% 51 Years-Lifetime 50%	Yes

Key: ● = Standard    + = Option    N/A = Not Available    ✓ = Yes

# Why choose Simonton?



When you choose ProFinish® Brickmould Series windows and doors, you're also choosing Simonton, a trusted company that people have been coming home to for over 65 years.



"Highest in Customer Satisfaction with Windows and Doors, Four Years in a Row. Tied in 2013."



#### Proud to be part of Fortune Brands Home & Security

Simonton Windows® is a part of the Fortune Brands Home & Security, Inc. (NYSE: FBHS) family of companies. FBHS has a strong portfolio of trusted brands that helps fulfill the dreams of homeowners and businesses and makes people feel more secure.



#### Corporate Headquarters:

3948 Townsfair Way, Suite 200, Columbus, Ohio 43219 | 1-800-SIMONTON (1-800-746-6686) | simonton.com

Simonton Windows received the highest numerical score among window and door manufacturers in a tie in the proprietary J.D. Power 2010-2013 Windows and Patio Doors Satisfaction Studies™ (Tied in 2013). 2013 study based on responses from more than 2,554 consumers measuring 11 brands and measures opinions of consumers who purchased new windows or patio doors in the previous 12 months. Proprietary study results are based on experiences and perceptions of consumers surveyed in January-February 2013. Your experiences may vary. Visit [jdpower.com](http://jdpower.com).

Simonton Windows®, Simonton ProFinish®, ProSolar®, Decorum®, We make lasting impressions.®, and the stylized "S" are registered trademarks and Supercept™ and SafePoint™ are trademarks of Simonton Building Products, Inc. Quick Trim® and Clearwood® are registered trademarks of Royal Building Products, Inc. Intercept® is a registered trademark of PPG Industries, Inc. Photo page 2 ©Drees Homes, Inc. All product styles, features and options not available in all areas of the country. Please consult your dealer prior to purchasing. ©2013 Simonton Building Products, Inc.