



*"Your Total Door Solution"*

MASTERGRAIN™  
**Fiberglass Door**

s e r i e s



**2014  
Catalog**



MASTERGRAIN™

# Specialty Finishes

## Table of Contents

<i>Pre-Hung &amp; Add On Pricing</i>	<b>3</b>
<i>Glass Privacy</i>	<b>4</b>
<i>Mahogany or Cherry Grained Doors</i>	<b>5</b>
<i>Cherry Grained Doors</i>	<b>14</b>
<i>Rustic Cherry Grained Doors</i>	<b>21</b>
<i>Knotty Alder 6/8 &amp; 8/0</i>	<b>24</b>
<i>Fir Grained Doors</i>	<b>25</b>
<b>MP</b> <i>Multi-Point Hardware (3pt.)</i>	<b>27</b>




## Premium Specialty Finishes

### Mahogany Grain Fiberglass




Rosewood    Rosewood Glazed    Mocha    Mocha Glazed    Teak Natural    Teak Natural Glazed    Moorish Teak

### Cherry Grain Fiberglass



Rosewood    Rosewood Glazed    Modern Walnut    Modern Walnut Glazed    Moorish Teak    Moorish Teak Glazed



Provincial    Provincial Glazed    Early American    Early American Glazed    Chestnut    Chestnut Glazed

### Knotty Alder (can be glazed) or Fir Grain Fiberglass



Rosewood    Mocha    Early American    Cherry    Moorish Teak    Amber Varnish



*Optional Primed Frames are Hand Stained to Resemble Door Finishes*



*We will match any paint color with Sherwin Williams®*

PREMIUM SPECIALTY FINISHES

# Pre-Hung & Pre-Finish

## Pre-Hung

All Prehung/Prefinished orders must be submitted using a Prehung/Prefinished Order Form

### Lead Times:

- Slabs - 10 Days
- Prehung - 12 Days
- Prefinished - 21 Days



See Dealer for Pricing

### Basic Unit Includes:

- Jams - 4-9/16" or 5-1/4" Kerfed (as selected)
- Sill - 1-3/8" x 5-3/8" Composite Aluminum Adjustable
- Hinges - 4" x 4" 1/4" RC Commercial Weight
- Weatherstrip - Compression Q-Lon
- Door Bottom - Bronze Vinyl Sweep
- Bore - Single or Double 2-1/8" - 2-3/8" Backset - 5-1/2" C to C
- Astragal - Wood Veneer Matching with Flush Bolts
- Mull Covers - Matching for Interior & Exterior

Configurations	FJP Primed Pre-Hung Base	Alder or Mahogany Pre-Hung Add-On	Wood Grain Composite Pre-Hung Add-On	Pre-Finish (stain/top coat) Adder	Pre-Finish Glazing Adder	Primer & Paint (SW) Adder	Paint/Stain Split Finish Inclusive
Single Door	✓	✓	✓	✓	✓	✓	✓
1 Door 1 Sidelight	✓	✓	✓	✓	✓	✓	✓
1 Door 2 Sidelights	✓	✓	✓	✓	✓	✓	✓
Double Door	✓	✓	✓	✓	✓	✓	✓
Double Door 2 Sidelights	✓	✓	✓	✓	✓	✓	✓

See Dealer for Pricing

## Add On Options

### Finger Joint Primed Pine Frame

### Mahogany or Alder Frame

### Composite Wood Grain Frame

#### Optional Accessories (add-on)

	Finger Joint Primed Pine Frame					Mahogany or Alder Frame					Composite Wood Grain Frame				
Exterior Brickmould - 1" x 2"	✓	✓	✓	✓	✓	✓	✓	✓	✓	✓	✓	✓	✓	✓	✓
Exterior FJP Stucco Mould	✓	✓	✓	✓	✓										
Extended Jams (up to 7 1/4")	✓	✓	✓	✓	✓	✓	✓	✓	✓	✓	✓	✓	✓	✓	✓
Interior Casing #356 - 11/16" x 2-1/4"	✓	✓	✓	✓	✓	✓	✓	✓	✓	✓					
Interior Casing - #356 9/16 x 3-1/4"	✓	✓	✓	✓	✓	✓	✓	✓	✓	✓					
Ball Bearing Hinges	✓	✓	✓	✓	✓	✓	✓	✓	✓	✓	✓	✓	✓	✓	✓
MP Multi Point Hardware Mechanism	✓	✓	✓	✓	✓	✓	✓	✓	✓	✓	✓	✓	✓	✓	✓
MP Active Trim & Levers <i>Swept*</i> Design	✓	✓	✓	✓	✓	✓	✓	✓	✓	✓	✓	✓	✓	✓	✓
MP Dummy Trim & Levers <i>Swept*</i> Design				✓	✓				✓	✓				✓	✓

\* Optional Lever Trim Available From Emtek See LockMaster Compatible 3 Point Products (We machine for configuration #1 only)

#### Optional Modification (add-on)

Mortised Pocket (Emtek or Baldwin)	✓	✓	✓	✓	✓	✓	✓	✓	✓	✓	✓	✓	✓	✓	✓
Odd Width Door or Sidelight	✓	✓	✓	✓	✓	✓	✓	✓	✓	✓	✓	✓	✓	✓	✓
Outswing Unit (NRP,Sill,Astragal)	✓	✓	✓	✓	✓	✓	✓	✓	✓	✓	✓	✓	✓	✓	✓
Extended Mull Post/s & Covers		✓	✓		✓		✓	✓		✓		✓	✓		✓
Venting Sidelight/s (incl.screen rab.)		✓	✓		✓		✓	✓		✓		✓	✓		✓
Special Hinge Location	✓	✓	✓	✓	✓	✓	✓	✓	✓	✓	✓	✓	✓	✓	✓
Special Bore Location	✓	✓	✓	✓	✓	✓	✓	✓	✓	✓	✓	✓	✓	✓	✓



# Glass & Privacy Ratings

## Glass Codes

### Example

FC 504 HM TGZ  
FM 504 KP TGZ

Glass Model/Style Code

Glass Caming Code

### Caming Options (Code)

TGP - Black Patina

TGZ - Satin Nickel

TGB - Brass

TBC - Black Chrome

TRB - Oil Rubbed Bronze

TGI - Iron in Glass

TGW - Iron Over Glass

DLE - Dual Low E



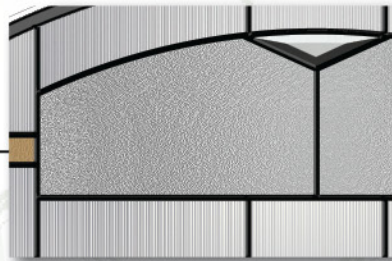
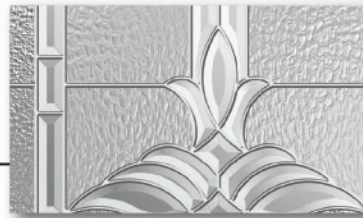
DAE - Acid Etched

## Glass Privacy Levels

Use the Number Scale Below to measure the opacity of each glass we offer. Privacy Levels 1 to 10. With 10 being most Obscure.

### Glass Model/Style Code

- RA 3
- KP 5
- EN 5
- CD 5
- WS 5
- PR 6
- L 6
- EE 6
- HM 6
- LE 7
- BT 7
- DR 7
- MO 7
- GR 7
- ML 8
- TR 8
- MI 9
- TP 9
- VR 9
- JA 9
- MD 9
- WY 9
- BM 9



GLASS PRIVACY

# Six Panel Fiberglass

## American Cherry (FC) or Honduran Mahogany (FM) Grains

**TGP - Black Patina**  
**TGZ - Satin Nickel**

Shown here in  
American Cherry (FC)  
504 HM - Satin Nickel  
504 KP - Black Patina

6' 8"	
12"	
14"	
30"	<b>MP</b>
-	
36"	

Cherry (FC) - FC 501    FC 504 HM TGZ    FC 504 KP TGP  
Mahogany (FM) - FM 501    FM 504 HM TGZ    FM 504 KP TGP

**TGP - Black Patina**

Shown here in  
American Cherry (FC)  
504 PR - Satin Nickel  
504 TP - Black Patina

6' 8"	
12"	
14"	
30"	<b>MP</b>
-	
36"	

Cherry (FC) - FC 501    FC 504 PR TGP    FC 504 TP TGP  
Mahogany (FM) - FM 501    FM 504 PR TGP    FM 504 TP TGP

**TGP - Black Patina**  
**TGZ - Satin Nickel**

Shown here in  
American Cherry (FC)  
516 HM - Satin Nickel  
516 KP - Black Patina

6' 8"	
12"	
14"	
30"	<b>MP</b>
-	
36"	

Cherry (FC) - FC 501    FC 516 HM TGZ    FC 516 KP TGP  
Mahogany (FM) - FM 501    FM 516 HM TGZ    FM 516 KP TGP

**TGP - Black Patina**

Shown here in  
American Cherry (FC)  
516 PR - Satin Nickel  
516 TP - Black Patina

6' 8"	
12"	
14"	
30"	<b>MP</b>
-	
36"	

Cherry (FC) - FC 501    FC 516 PR TGP    FC 516 TP TGP  
Mahogany (FM) - FM 501    FM 516 PR TGP    FM 516 TP TGP

**MP** 30" Doors Have 3" Stiles & Require Multi-Point Hardware Add-On - See Page 27 for Additional Information

**PL** This Model May be Ordered with a Plugless Frame Please Specify at Time of Order



MASTERGRAIN™

# Camber Top Lite Fiberglass

American Cherry (FC) or Honduran Mahogany (FM) Grains



**TGP - Black Patina**  
Shown here in  
American Cherry (FC)

6' 8"	
12"	
14"	
30"	MP
-	
36"	

Cherry (FC) - FC 503 CD TGP  
Mahogany (FM) - FM 503 CD TGP

FC 516 CD TGP  
FM 516 CD TGP



**TGZ - Satin Nickel**  
Shown here in  
American Cherry (FC)

6' 8"	
12"	
14"	
30"	MP
-	
36"	

Cherry (FC) - FC 503 HM TGZ  
Mahogany (FM) - FM 503 HM TGZ

FC 504 HM TGZ  
FM 504 HM TGZ



**TGP - Black Patina**  
Shown here in  
American Cherry (FC)

6' 8"	
12"	
14"	
30"	MP
-	
36"	

Cherry (FC) - FC 503 TP TGP  
Mahogany (FM) - FM 503 TP TGP

FC 504 TP TGP  
FM 504 TP TGP



**TGP - Black Patina**  
Shown here in  
American Cherry (FC)

6' 8"	
12"	
14"	
30"	MP
-	
36"	

Cherry (FC) - FC 503 PS TGP  
Mahogany (FM) - FM 503 PS TGP

FC 504 PS TGP  
FM 504 PS TGP

MP 30" Doors Have 3" Stiles & Require Multi-Point Hardware Add-On - See Page 27 for Additional Information

# Half Lite Fiberglass

## American Cherry (FC) or Honduran Mahogany (FM) Grains



**TGZ - Satin Nickel**  
Shown here in  
American Cherry (FC)

<b>6' 8"</b>	
12"	
14"	
30"	MP
-	
36"	

Cherry (FC) - FC 555 HM TGZ    FC 504 HM TGZ  
Mahogany (FM) - FM 555 HM TGZ    FM 504 HM TGZ



**TGZ - Satin Nickel**  
Shown here in  
American Cherry (FC)

<b>6' 8"</b>	
12"	
14"	
30"	MP
-	
36"	

Cherry (FC) - FC 555 BT TGZ    FC 504 BT TGZ  
Mahogany (FM) - FM 555 BT TGZ    FM 504 BT TGZ



**TGP - Black Patina**  
Shown here in  
American Cherry (FC)

<b>6' 8"</b>	
12"	
14"	
30"	MP
-	
36"	

Cherry (FC) - FC 555 TP TGP    FC 504 TP TGP  
Mahogany (FM) - FM 555 TP TGP    FM 504 TP TGP



**Available in  
TGP - Black Patina  
TGZ - Satin Nickel or  
TGB - Brass**

Shown here in  
American Cherry (FC)  
TGP Glass

<b>6' 8"</b>	
12"	
14"	
30"	MP
-	
36"	

Cherry (FC) - FC 555 L TGP    FC 504 L TGP  
Mahogany (FM) - FM 555 L TGP    FM 504 L TGP

MP 30" Doors Have 3" Stiles & Require Multi-Point Hardware  
Add-On - See Page 27 for Additional Information

PL This Model May be Ordered with a Plugless Frame  
Please Specify at Time of Order



MASTERGRAIN™

# Full Lite Fiberglass

American Cherry (FC) or Honduran Mahogany (FM) Grains



**TGP - Black Patina**  
Shown here in  
American Cherry (FC)

<b>6' 8"</b>	
12"	
14"	
30"	MF
-	
36"	

Cherry (FC) - FC 516 CD TGP  
Mahogany (FM) - FM 516 CD TGP

FC 516 CD TGP  
FM 516 CD TGP



**TGP - Black Patina  
TGZ - Satin Nickel**  
Shown here in  
American Cherry (FC)  
TGZ Glass

<b>6' 8"</b>	
12"	
14"	
30"	MF
-	
36"	

Cherry (FC) - FC 516 DR TGP  
Mahogany (FM) - FM 516 DR TGZ

FC 516 DR TGP  
FM 516 DR TGZ



**TBC - Black Chrome**  
Shown here in  
American Cherry (FC)

<b>6' 8"</b>	
12"	
14"	
30"	MF
-	
36"	

Cherry (FC) - FC 516 EN TBC  
Mahogany (FM) - FM 516 EN TBC

FC 516 EN TBC  
FM 516 EN TBC

\*EN sidelites are handed Left or Right to Complete Circle



**TGI - Iron In Glass**  
Nickle Vein Wrought Iron Caming  
Shown here in  
American Cherry (FC)

<b>6' 8"</b>	
12"	
14"	
30"	MF
-	
36"	

Cherry (FC) - FC 516 MI TGI  
Mahogany (FM) - FM 516 MI TGI

FC 516 MI TGI  
FM 516 MI TGI

MF 30" Doors Have 3" Stiles & Require Multi-Point Hardware  
Add-On - See Page 27 for Additional Information

PL This Model May be Ordered with a Plugless Frame  
Please Specify at Time of Order

CHERRY & MAHOGANY



# Three Panel Fiberglass

American Cherry (FC) or Honduran Mahogany (FM) Grains



**TGP - Black Patina**  
Shown here in American Cherry (FC)

6' 8"
12"
14"
30" <b>MF</b>
-
36"

Cherry (FC) - FC 525    FC 519 CD TGP  
Mahogany (FM) - FM 525    FM 519 CD TGP



**TGZ - Satin Nickel**  
Shown here in American Cherry (FC)

6' 8"
12"
14"
30" <b>MF</b>
-
36"

Cherry (FC) - FC 525    FC 519 BT TGZ  
Mahogany (FM) - FM 525    FM 519 BT TGZ



**TRB - Oil Rubbed Bronze**  
Shown here in American Cherry (FC)

6' 8"
12"
14"
30" <b>MF</b>
-
36"

Cherry (FC) - FC 525    FC 519 GR TRB  
Mahogany (FM) - FM 525    FM 519 GR TRB



**TGP - Black Patina**  
Shown here in American Cherry (FC)

6' 8"
12"
14"
30" <b>MF</b>
-
36"

Cherry (FC) - FC 525    FC 519 TP TGP  
Mahogany (FM) - FM 525    FM 519 TP TGP

**MF** 30" Doors Have 3" Stiles & Require Multi-Point Hardware Add-On - See Page 27 for Additional Information

**PL** This Model May be Ordered with a Plugless Frame Please Specify at Time of Order



MASTERGRAIN™

# Camber 3/4 Lite Fiberglass

American Cherry (FC) or Honduran Mahogany (FM) Grains



**TGP - Black Patina**

Shown here in  
American Cherry (FC)

6' 8"	
12"	
14"	
30"	MF
-	
36"	

Cherry (FC) - FC 525 CD TGP    FC 519 CD TGP  
Mahogany (FM) - FM 525 CD TGP    FM 519 CD TGP



**TGZ - Satin Nickel**

Shown here in  
American Cherry (FC)

6' 8"	
12"	
14"	
30"	MF
-	
36"	

Cherry (FC) - FC 525 BT TGZ    FC 519 BT TGZ  
Mahogany (FM) - FM 525 BT TGZ    FM 519 BT TGZ



**TRB - Oil Rubbed Bronze**

Shown here in  
American Cherry (FC)

6' 8"	
12"	
14"	
30"	MF
-	
36"	

Cherry (FC) - FC 525 GR TRB    FC 519 GR TRB  
Mahogany (FM) - FM 525 GR TRB    FM 519 GR TRB



**TGP - Black Patina**

Shown here in  
American Cherry (FC)

6' 8"	
12"	
14"	
30"	MF
-	
36"	

Cherry (FC) - FC 525 TP TGP    FC 519 TP TGP  
Mahogany (FM) - FM 525 TP TGP    FM 519 TP TGP

MF 30" Doors Have 3" Stiles & Require Multi-Point Hardware  
Add-On - See Page 27 for Additional Information

# Oval Three Panel Fiberglass

American Cherry (FC) or Honduran Mahogany (FM) Grains



**TGP - Black Patina**

Shown here in  
American Cherry (FC)

<b>6' 8"</b>
12"
14"
30"
-
36"

Cherry (FC) - FC 520 CD TGP  
Mahogany (FM) - FM 520 CD TGP

FC 519 CD TGP  
FM 519 CD TGP



**TGZ - Satin Nickel**

Shown here in  
American Cherry (FC)

<b>6' 8"</b>
12"
14"
30"
-
36"

Cherry (FC) - FC 520 BT TGZ  
Mahogany (FM) - FM 520 BT TGZ

FC 519 BT TGZ  
FM 519 BT TGZ



**TGZ - Satin Nickel**

Shown here in  
American Cherry (FC)

<b>6' 8"</b>
12"
14"
30"
-
36"

Cherry (FC) - FC 520 RA TGZ  
Mahogany (FM) - FM 520 RA TGZ

FC 519 RA TGZ  
FM 519 RA TGZ



**TGP - Black Patina  
TGZ - Satin Nickel**

Shown here in  
American Cherry (FC)  
TGP Glass

<b>6' 8"</b>
12"
14"
30"
-
36"

Cherry (FC) - FC 520 EE TGP  
Mahogany (FM) - FM 520 EE TGP

FC 519 EE TGP  
FM 519 EE TGP

30" Doors Have 3" Stiles & Require Multi-Point Hardware Add-On - See Page 27 for Additional Information



MASTERGRAIN™

# 3/4 Lite Fiberglass

American Cherry (FC) or Honduran Mahogany (FM) Grains



**TGP - Black Patina**

Shown here in  
American Cherry (FC)

6' 8"	
12"	
14"	
30"	MF
-	
36"	

Cherry (FC) - FC 529 CD TGP  
Mahogany (FM) - FM 529 CD TGP

FC 519 CD TGP  
FM 519 CD TGP



**TRB - Oil Rubbed Bronze**

Shown here in  
American Cherry (FC)

6' 8"	
12"	
14"	
30"	MF
-	
36"	

Cherry (FC) - FC 529 GR TRB  
Mahogany (FM) - FM 529 GR TRB

FC 519 GR TRB  
FM 519 GR TRB



**TGP - Black Patina**

Shown here in  
American Cherry (FC)

6' 8"	
12"	
14"	
30"	MF
-	
36"	

Cherry (FC) - FC 529 KP TGP  
Mahogany (FM) - FM 529 KP TGP

FC 519 KP TGP  
FM 519 KP TGP



**TGP - Black Patina  
TGZ - Satin Nickel**

Shown here in  
American Cherry (FC)  
TGZ Glass

6' 8"	
12"	
14"	
30"	MF
-	
36"	

Cherry (FC) - FC 529 DR TGZ  
Mahogany (FM) - FM 529 DR TGZ

FC 519 DR TGZ  
FM 519 DR TGZ

MF 30" Doors Have 3" Stiles & Require Multi-Point Hardware  
Add-On - See Page 27 for Additional Information

PL This Model May be Ordered with a Plugless Frame  
Please Specify at Time of Order

# Center Arch Fiberglass

## American Cherry (FC) Grain



**HM Available in  
TGZ - Satin Nickel**

**GR\* Available in  
TRB - Oil Rubbed Bronze**

*Shown here in  
American Cherry (FC)*

<b>6' 8"</b>
12"
14"
-
-
36"



**TGZ - Satin Nickel**

*Shown here in  
American Cherry (FC)*

<b>6' 8"</b>
12"
14"
-
-
36"

Cherry (FC) - FC 509 PP    FC 519 HM TGZ    FC 519 GR TGZ

Cherry (FC) - FC 509 HM TGZ    FC 519 HM TGZ



**JA Available in  
TGI - Iron In Glass**

**CD\* Available in  
TGP - Black Patina**

*Shown here in  
American Cherry (FC)*

<b>6' 8"</b>
12"
14"
-
-
36"



**TGP - Black Patina**

*Shown here in  
American Cherry (FC)*

<b>6' 8"</b>
12"
14"
-
-
36"

Cherry (FC) - FC 509 PP    FC 519 JA TGI    FC 519 CD TGP

Cherry (FC) - FC 509 CD TGP    FC 519 CD TGP

**PL** This Model May be Ordered with a Plugless Frame  
Please Specify at Time of Order



MASTERGRAIN™

# Two Panel Fiberglass

American Cherry (FC) Grain - "Mix and Match these Doors with Optional Sidelights on Pages 8 through 16"



**TGP - Black Patina**

Shown here in  
American Cherry (FC)

6' 8"	
12"	
14"	
30"	MP
-	
36"	

Cherry (FC) - FC 580 PP

FC 519 CD TGP



**TRB - Oil Rubbed Bronze**

Shown here in  
American Cherry (FC)

6' 8"	
12"	
14"	
30"	MP
-	
36"	

Cherry (FC) - FC 580 PP

FC 519 GR TRB



**TGP - Black Patina**

Shown here in  
American Cherry (FC)

6' 8"	
12"	
14"	
30"	MP
-	
36"	

Cherry (FC) - FC 580 PP

FC 519 KP TGP



**TGP - Black Patina  
TGZ - Satin Nickel**

Shown here in  
American Cherry (FC)  
TGZ Glass

6' 8"	
12"	
14"	
30"	MP
-	
36"	

Cherry (FC) - FC 580 PP

FC 519 DR TGZ

MP 30" Doors Have 3" Stiles & Require Multi-Point Hardware Add-On - See Page 27 for Additional Information

PL This Model May be Ordered with a Plugless Frame Please Specify at Time of Order

# 3/4 Lite Fiberglass

## American Cherry (FC) Grain - 6/8 & 8/0



**TGP - Black Patina**

Shown here in  
American Cherry (FC)

	6' 8"	8' 0"
12"		
14"		
30"		MP
-		
36"		

Cherry (FC) 6/8 - FC 580 TR TGP  
Cherry (FC) 8/0 - FC 880 TR TGP

FC 519 TR TGP  
FC 819 TR TGP



**TGP - Black Patina  
TGZ - Satin Nickel**

Shown here in  
American Cherry (FC)  
TGP Glass

	6' 8"	8' 0"
12"		
14"		
30"		MP
-		
36"		

Cherry (FC) 6/8 - FC 580 MO TGP  
Cherry (FC) 8/0 - FC 880 MO TGP

FC 519 MO TGP  
FC 819 MO TGP

\* 8/0 Doors use Ovalo Sticking Detail on Bottom Panel



**TGP - Black Patina**

Shown here in  
American Cherry (FC)

	6' 8"	8' 0"
12"		
14"		
30"		MP
-		
36"		

Cherry (FC) 6/8 - FC 580 WS TGP  
Cherry (FC) 8/0 - FC 880 WS TGP

FC 519 WS TGP  
FC 819 WS TGP



**TGI - Nickel Vein  
Wrought Iron**

Shown here in  
American Cherry (FC)

	6' 8"	8' 0"
12"		
14"		
30"		MP
-		
36"		

Cherry (FC) 6/8 - FC 580 MI TGI  
Cherry (FC) 8/0 - FC 880 MI TGI

FC 519 MI TGI  
FC 819 MI TGI

MP 30" Doors Have 3" Stiles & Require Multi-Point Hardware  
Add-On - See Page 27 for Additional Information

PL This Model May be Ordered with a Plugless Frame  
Please Specify at Time of Order

All 6/8 Glass is 22" x 48"  
All 8/0 Glass is 22" x 64"



MASTERGRAIN™

# 3/4 Lite Fiberglass


## American Cherry (FC) Grain



**TGW - Iron Over Glass  
FC 580 BM Grille is  
Hinged for  
Easy Cleaning  
Privacy Micro Granite Glass**  
Shown here in  
American Cherry (FC)

6' 8"	
12"	
14"	
30"	MF
-	
36"	

Cherry (FC) - FC 580 BM TGW FC 516 BM TGW



**TGI - Iron In Glass  
Hammered Privacy Glass**  
Shown here in  
American Cherry (FC)

6' 8"	
12"	
14"	
30"	MF
-	
36"	

Cherry (FC) - FC 580 JA TGI FC 519 JA TGI



**TGW - Iron Over Glass  
FC 580 VR Grille is  
Hinged for  
Easy Cleaning  
Privacy Micro Granite Glass**  
Shown here in  
American Cherry (FC)

6' 8"	
12"	
14"	
30"	MF
-	
36"	

Cherry (FC) - FC 580 VR TGW FC 516 VR TGW



**TGI - Iron In Glass  
Hammered Privacy Glass**  
Shown here in  
American Cherry (FC)

6' 8"	
12"	
14"	
30"	MF
-	
36"	

Cherry (FC) - FC 580 MD TGI FC 519 MD TGI

MF 30" Doors Have 3" Stiles & Require Multi-Point Hardware  
Add-On - See Page 27 for Additional Information

PL This Model May be Ordered with a Plugless Frame  
Please Specify at Time of Order



# Camber 3/4 Lite Fiberglass

## American Cherry (FC) Grain



**TGP - Black Patina**

Shown here in  
American Cherry (FC)

<b>6' 8"</b>
12"
14"
30"
-
36"

Cherry (FC) - FC 581 CD TGP FC 519 CD TGP



**TGZ - Satin Nickel**

Shown here in  
American Cherry (FC)

<b>6' 8"</b>
12"
14"
30"
-
36"

Cherry (FC) - FC 581 BT TGZ FC 519 BT TGZ



**TRB - Oil Rubbed Bronze**

Shown here in  
American Cherry (FC)

<b>6' 8"</b>
12"
14"
30"
-
36"

Cherry (FC) - FC 581 GR TRB FC 519 GR TRB



**TGP - Black Patina**

Shown here in  
American Cherry (FC) a

<b>6' 8"</b>
12"
14"
30"
-
36"

Cherry (FC) - FC 581 TP TGP FC 519 TP TGP

30" Doors Have 3" Stiles & Require Multi-Point Hardware Add-On - See Page 27 for Additional Information

CHERRY



MASTERGRAIN™

# Oval Two Panel Fiberglass

## American Cherry (FC) Grain



**TGP - Black Patina**  
Shown here in  
American Cherry (FC)

6' 8"	
12"	
14"	
30"	MP
-	
36"	

Cherry (FC) - FC 592 CD TGP

FC 519 CD TGP



**TGZ - Satin Nickel**  
Shown here in  
American Cherry (FC)

6' 8"	
12"	
14"	
30"	MP
-	
36"	

Cherry (FC) - FC 592 BT TGZ

FC 519 BT TGZ



**TGZ - Satin Nickel**  
Shown here in  
American Cherry (FC)

6' 8"	
12"	
14"	
30"	MP
-	
36"	

Cherry (FC) - FC 592 RA TGZ

FC 519 RA TGZ



**TGP - Black Patina**  
**TGZ - Satin Nickel**  
Shown here in  
American Cherry (FC)  
TGP Glass

6' 8"	
12"	
14"	
30"	MP
-	
36"	

Cherry (FC) - FC 592 EE TGP

FC 519 EE TGP

MP 30" Doors Have 3" Stiles & Require Multi-Point Hardware  
Add-On - See Page 27 for Additional Information

# 3/4 Lite Fiberglass

## American Cherry (FC) Grain



**TGP - Black Patina**  
Shown here in  
American Cherry (FC)

<b>6' 8"</b>
12"
14"
30" <b>MP</b>
-
36"

Cherry (FC) - FC 580 CD TGP    FC 519 CD TGP



**TRB - Oil Rubbed Bronze**  
Shown here in  
American Cherry (FC)

<b>6' 8"</b>
12"
14"
30" <b>MP</b>
-
36"

Cherry (FC) - FC 580 GR TRB    FC 519 GR TRB



**TGP - Black Patina**  
Shown here in  
American Cherry (FC)

<b>6' 8"</b>
12"
14"
30" <b>MP</b>
-
36"

Cherry (FC) - FC 580 KP TGP    FC 519 KP TGP



**TGP - Black Patina  
TGZ - Satin Nickel**  
Shown here in  
American Cherry (FC)  
TGZ Glass

<b>6' 8"</b>
12"
14"
30" <b>MP</b>
-
36"

Cherry (FC) - FC 580 DR TGZ    FC 519 DR TGZ

**MP** 30" Doors Have 3" Stiles & Require Multi-Point Hardware  
Add-On - See Page 27 for Additional Information

**PL** This Model May be Ordered with a Plugless Frame  
Please Specify at Time of Order



MASTERGRAIN™

# 3/4 & Full Lite SDL Fiberglass

## American Cherry (FC) Grain



**Simulated Divided Lites  
9 & 6 Lite  
DLE - Dual Low E**

Shown here in  
American Cherry (FC)

6' 8"	
12"	
14"	
30"	MP
-	
36"	

Cherry (FC) - FC 589 DLE  
9 Lite

FC 519 DLE  
6 Lite



**Simulated Divided Lites  
9 & 6 Lite  
DLE - Dual Low E**

Shown here in  
American Cherry (FC)

6' 8"	
12"	
14"	
30"	MP
-	
36"	

Cherry (FC) - FC 529 DLE  
9 Lite

FC 519 DLE  
6 Lite



**Simulated Divided Lites  
9 & 6 Lite  
DLE - Dual Low E**

Shown here in  
American Cherry (FC)

6' 8"	
12"	
14"	
30"	MP
-	
36"	

Cherry (FC) - FC 516 DLE  
9 Lite

FC 516 DLE  
6 Lite



**Simulated Divided Lites  
4 & 2 Lite  
DLE - Dual Low E**

Shown here in  
American Cherry (FC)

6' 8"	
12"	
14"	
30"	MP
-	
36"	

Cherry (FC) - FC 516 DLE  
4 Lite

FC 516 DLE  
2 Lite

MP 30" Doors Have 3" Stiles & Require Multi-Point Hardware  
Add-On - See Page 27 for Additional Information

# Plank Two Panel Fiberglass

## Rustic Cherry (FR) Grain

**TGI - Iron In Glass Hammered Privacy Glass**  
Shown here in Rustic Cherry (FR)

6' 8"	
12"	
14"	
30"	MP
-	
36"	

Cherry (FR) - FR 581 PP    FR 519 JA TGI    FR 516 JA TGI

**TGI - Iron In Glass Hammered Privacy Glass**  
Shown here in Rustic Cherry (FR) & Glass Speak-EZ

6' 8"	
12"	
14"	
30"	MP
-	
36"	

Cherry (FR) - FR 581 PP    FR 519 MD TGI    FR 516 MD TGI



Optional Speak-EZ Add-On (All Metal) - #FSPKEZMTL



Optional Speak-EZ Add-On (All Metal with Glass) - #FSPKEZGLS



Optional Black Clavos Installed

**TGI - Iron In Glass Hammered Privacy Glass**  
Shown here in Rustic Cherry (FR)

6' 8"	
12"	
14"	
30"	MP
-	
36"	

Cherry (FR) - FR 580 JA TGI    FR 519 JA TGI    FR 516 JA TGI

**TGI - Iron In Glass Hammered Privacy Glass**  
Shown here in Rustic Cherry (FR)

6' 8"	
12"	
14"	
30"	MP
-	
36"	

Cherry (FR) - FR 580 MD TGI    FR 519 MD TGI    FR 516 MD TGI

MP 30" Doors Have 3" Stiles & Require Multi-Point Hardware Add-On - See Page 27 for Additional Information

PL This Model May be Ordered with a Plugless Frame Please Specify at Time of Order



# Plank Panel 3/4 Lite Fiberglass

## Rustic Cherry (FR) Grain



**TGW - Iron Over Glass  
FR 580 BM Grille is  
Hinged for  
Easy Cleaning**

**Privacy Micro Granite Glass  
DLE - Dual Clear Low E  
DGE - Granite Low E**

Shown here in  
American Cherry (FR)

6' 8"	
12"	
14"	
30"	MP
-	
36"	

Cherry (FR) - FR 580 BM TGW FR 516 BM TGW



**TGW - Iron Over Glass  
FR 580 VR Grille is  
Hinged for  
Easy Cleaning**

**Privacy Micro Granite Glass  
DLE - Dual Clear Low E  
DGE - Granite Low E**

Shown here in  
American Cherry (FR)

6' 8"	
12"	
14"	
30"	MP
-	
36"	

Cherry (FR) - FR 580 VR TGW FR 516 VR TGW



**TGI - Iron In Glass  
Hammered Privacy Glass**

Shown here in  
Rustic Cherry (FR)

6' 8"	
12"	
14"	
30"	MP
-	
36"	

Cherry (FR) - FR 580 WY TGI FR 516 WY TGI



**TGP - Black Patina**

Shown here in  
Rustic Cherry (FR)

6' 8"	
12"	
14"	
30"	MP
-	
36"	

Cherry (FR) - FR 580 TP TGP FR 516 TP TGP

MP 30" Doors Have 3" Stiles & Require Multi-Point Hardware Add-On - See Page 27 for Additional Information

PL This Model May be Ordered with a Plugless Frame Please Specify at Time of Order

# Plank Two Panel Fiberglass

## Rustic Cherry (FR) Grain



**TGW - Iron Over Glass  
Privacy Micro Granite Glass  
DLE - Dual Clear Low E  
DGE - Granite Low E**

Shown here in  
American Cherry (FR)

6' 8"	
12"	
14"	
30"	MP
-	
36"	

Cherry (FR) - FR 581 PP FR 516 BM TGW



**TGW - Iron Over Glass  
Privacy Micro Granite Glass  
DLE - Dual Clear Low E  
DGE - Granite Low E**

Shown here in  
Rustic Cherry (FR)  
& Glass Speak-EZ

6' 8"	
12"	
14"	
30"	MP
-	
36"	

Cherry (FR) - FR 581 PP FR 516 VR TGW



Optional Speak-EZ Add-On  
(All Metal) - #FSPKEZMTL



Optional Speak-EZ Add-On  
(All Metal with Glass) - #FSPKEZGLS



Optional Black  
Clavos Installed



**TGI - Iron In Glass  
Hammered Privacy Glass**

Shown here in  
American Cherry (FC)

6' 8"	
12"	
14"	
30"	MP
-	
36"	

Cherry (FR) - FR 581 PP FR 516 WY TGI



**TGP - Black Patina**

Shown here in  
Rustic Cherry (FR)

6' 8"	
12"	
14"	
30"	MP
-	
36"	

Cherry (FR) - FR 581 PP FR 516 TP TGP

MP 30" Doors Have 3" Stiles & Require Multi-Point Hardware Add-On - See Page 27 for Additional Information

PL This Model May be Ordered with a Plugless Frame Please Specify at Time of Order



MASTERGRAIN™

# Rustic Plain Panel Fiberglass

**Knotty Alder (FK) Grain with Knots - 6/8 & 8/0**



Shown here with  
Knotty Alder Grain (FK)  
and Optional Speak-EZ

<b>6' 8" / 8' 0"</b>	
-	
-	
30"	MF
-	
36"	


Knotty Alder (FK) 6/8 - FK 612 PP  
Knotty Alder (FK) 8/0 - FK 812 PP



Optional Speak-EZ Add-On  
(All Metal) - #FSPKEZMTL



Optional Speak-EZ Add-On  
(All Metal with Glass) - #FSPKEZGLS



**TGP - Black Patina**

Shown here in  
Knotty Alder Grain (FK)

<b>6' 8" / 8' 0"</b>	
-	
-	
30"	MF
-	
36"	

Knotty Alder (FK) 6/8 - FK 612 ML TGP  
Knotty Alder (FK) 8/0 - FK 812 ML TGP



**TGI - Iron in Glass**

Shown here in  
Knotty Alder Grain (FK)

<b>6' 8" / 8' 0"</b>	
-	
-	
30"	MF
-	
36"	

Knotty Alder (FK) 6/8 - FK 612 WY TGI  
Knotty Alder (FK) 8/0 - FK 812 WY TGI



**TGP - Black Patina**

Shown here in  
Knotty Alder Grain (FK)

<b>6' 8" / 8' 0"</b>	
-	
-	
30"	MF
-	
36"	

Knotty Alder (FK) 6/8 - FK 612 LE TGP  
Knotty Alder (FK) 8/0 - FK 812 LE TGP

MF 30" Doors Have 3" Stiles & Require Multi-Point Hardware  
Add-On - See Page 27 for Additional Information

All 6/8 Glass is 22" x 36"  
All 8/0 Glass is 22" x 48"

KNOTTY ALDER



# Craftsman Fiberglass

## Fir (FF) Grain



### TRB - Oil Rubbed Bronze

Shown here in  
Fir Grain (FF)

<b>6' 8"</b>
12"
14"
-
34"
36"

Fir (FF) - FF 621 GR TRB

FF 601 GR TRB



### TGP - Black Patina

Shown here in  
Fir Grain (FF)

<b>6' 8"</b>
12"
14"
-
34"
36"

Fir (FF) - FF 621 KP TGP

FF 601 KP TGP

### Optional Fir Shelf Add-On



### TGP - Black Patina

Shown here in  
Fir Grain (FF)  
with Shelf

<b>6' 8"</b>
12"
14"
-
34"
36"

Fir (FF) - FF 621 PR TGP

FF 601 PR TGP



### TGP - Black Patina

Shown here in  
Fir Grain (FF)  
with Shelf

<b>6' 8"</b>
12"
14"
-
34"
36"

Fir (FF) - FF 621 CD TGP

FF 601 CD TGP

34" Doors Have 3" Stiles & Require Multi-Point Hardware Add-On - See Page 27 for Additional Information



# Craftsman Fiberglass

**Fir (FF) Grain**



**TGZ - Satin Nickel**

Shown here in  
Fir Grain (FF)  
with Shelf

6' 8"	
12"	
14"	
-	
34"	MP
36"	

Fir (FF) - FF 621 HM TGZ

FF 601 HM TGZ



**TGP - Black Patina**

Shown here in  
Fir Grain (FF)  
with Shelf

6' 8"	
12"	
14"	
-	
34"	MP
36"	

Fir (FF) - FF 621 TP TGP

FF 601 TP TGP

Optional Fir Shelf Add-On



**3 Lite Available in  
DLE - Dual Low E  
DAE - Acid Etch Privacy**

(Simulated 1 1/4"  
Divided Lite)

Shown here in  
Fir Grain (FF)  
with Shelf

6' 8"	
12"	
14"	
-	
34"	MP
36"	

Fir (FF) - FF 623 DLE

FF 603 DLE



**9 & 6 Lite  
DLE - Dual Low E  
DAE - Acid Etch Privacy**

(Simulated 1 1/4"  
Divided Lite)

Shown here in  
Fir Grain (FF)  
with Shelf

6' 8"	
12"	
14"	
-	
34"	MP
36"	

Fir (FF) - FF 629 DLE

FF 606 DLE

MP 34" Doors Have 3" Stiles & Require Multi-Point Hardware Add-On - See Page 27 for Additional Information

# Multi-Point Locking System

## 3 Point Locking Systems (Essential for 30" & 34" Doors)



### Security

Multiple anti-separation hook locking points deliver new levels of security

### Conserves Energy

Chamfered locking points provide ease of use and combat door warping, maximizing heat retention and minimizing energy waste

### Weatherproof

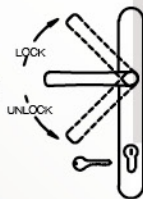
Uniquely distributed compression loading guarantees an even weatherproof seal, eliminating drafts and rain ingress

### Impenetrable

Strategically located high performance security hooks ensure compliance with stringent DP ratings.

Designed, developed and tested to deliver the very highest levels of performance for security, weatherproofing, ease of use and service life. Lockmaster multi-point door locking systems, employing Lift and Secure technology, ensure the very highest levels of performance where it matters.

- Guaranteed full engagement of all locking points
- Optimal weatherproofing
- Total control of operating forces (with adjustable strikers)
- Proven technology



Outside

## LOCKMASTER multi-point door locks

### High Security Hooks

Ensuring even distribution of weatherproofing and strength



### Grade 304 Stainless Steel Faceplate

Delivering high levels of corrosion resistance, as standard



### Quick Change Reversible Latch

Fast and simple handing for Lockmaster




### Opposing Centre Hook

Optimizes anti-separation security



### Anti-Slam Mechanism

Prevents accidental operation of the lock when open



## 3 Point Locking Systems Hardware Options

Specify Handle and Finish at Time of Ordering

**"Swept"  
Lever  
Design  
In Stock**



• Available In Finishes to Match any Glass Caming and Door Style (Satin Nickel, Bronze & Brass Finishes)

\* Optional Lever Trim Sets Available Through Emtek® (Configuration #1)


## Handle Operation

### To lock (from inside or outside)

1. Close the door firmly to engage the latch (do not depress handle)
2. Lift the lever up to throw the hooks to locked position
3. Turn the key to deadlock

### To unlock (from inside or outside)

1. Turn the key to unlock the deadbolt
2. Push lever down to disengage the hooks and latch
3. Open the door



3 POINT LOCKING SYSTEM



MASTERGRAIN™



*"Your Total Door Solution"*

**2014  
Catalog**